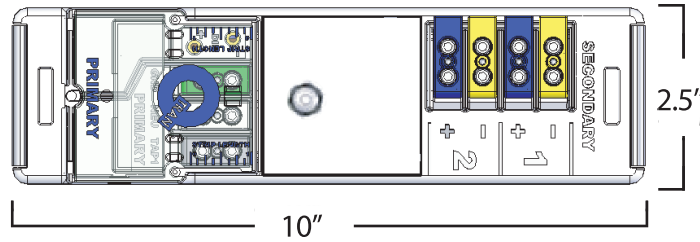


Q-SET-MLED 60W - 300W



Primary Taps for Multi-Volt Output

The Q-SET-MLED Series Power Supply comes standard with 2 primary taps. Loads may be connected to one (1) of the taps to the full rating of the PSC. The advantage is that loads of varying distances from the PSC can be tapped to recover voltage drop.

Primary Circuit Protection

All units come with both a primary hydraulic magnetic circuit breaker and a primary auto-reset thermal protector, which is built into the transformer. This thermal protector will temporarily disconnect the primary if the transformer overheats due to an overload or saturation from a faulty dimmer.

Secondary Circuit Protection




Protected by hydraulic magnetic circuit breakers. Breaker sized to the feed load per N.E.C. Article 411. Secondary breakers available in: 4A, 5A, 10A, 12.5 & 15A (DC)

Secondary Breaker Amperage			
Amps	Max 12V Load	Amps	Max 24V Load
5	60W	4	96W
10	120W	10	240W
15	180W	12.5	300W

Model Numbers:

12V




Q-SET-MLED- 60-120/12

Q-SET-MLED-120-120/12   

Q-SET-MLED-180-120/12

24V

Q-SET-MLED-100-120/24

Q-SET-MLED-200-120/24   

Q-SET-MLED-300-120/24

Benefits & Specifications

- Fully potted for moisture resistance and thermal benefits
- Suitable in any outdoor application
- 10 year warranty



LANDSCAPE



LANDSCAPE



INDOOR



Ordering & Specification Guide

Model **1** Primary V. **2** Secondary V. **3**

Model

12V

QSET-MLED - 60-120/12

QSET-MLED-120-120/12

QSET-MLED-180-120/12

24V

QSET-MLED-100-120/24

QSET-MLED-200-120/24

QSET-MLED-300-120/24

Primary Voltage

120 (60Hz) 230 (50Hz) 277 (60Hz)

Secondary Voltage

12V or 24V